

Local governments are uniquely positioned to foster healthy environments and behaviours when building healthy communities. This document provides insight into the health implications of alcohol use, to encourage and support communities to continue having informed conversations about reducing harms.



## Risks to Community Safety and Well-being<sup>(1) (2)</sup>

**Alcohol is the most used harmful drug in Southwestern Public Health regions.** Its use is under-reported across Canada, therefore rates of alcohol use are higher than the data available.

**39%**

of adult Southwestern Public Health respondents are drinking above what is considered a low-risk level according to Canada's Guidance on Alcohol and Health (had 3 or more standard drinks in the past 7 days).

## Alcohol Causes Injuries, Violence, and Health Harms<sup>(3) (4)</sup>

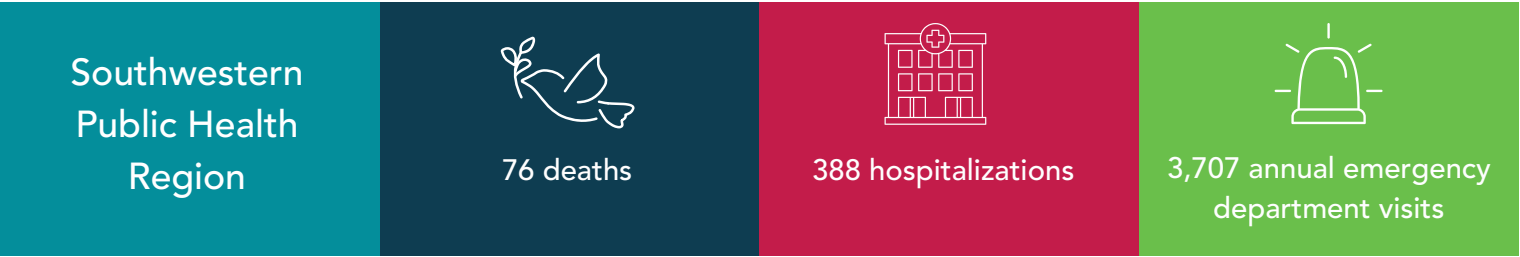
Alcohol is linked to more than 200 health and injury conditions, including cancers, physical injuries, liver disease, and fetal alcohol spectrum disorder, putting strain on our already overburdened healthcare system. Those who don't drink can experience secondary harms through impaired driving, intimate partner violence, and public disturbances.

## Alcohol Exposure Impacts Youth<sup>(5) (6)</sup>

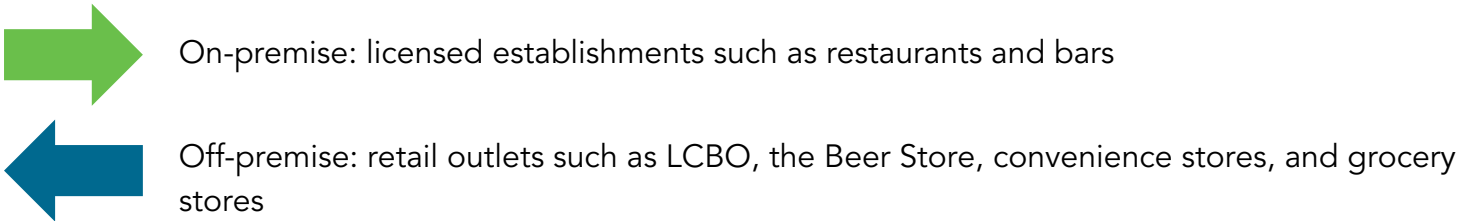
Having alcohol in areas frequented by youth normalizes and encourages use. Early alcohol initiation has clear harms for youth. Regulating alcohol access is a tool to address these risks and harms effectively.

- In 2019, more youth in the Southwestern Public Health Region reported that they thought alcohol was easy to get compared to youth in Ontario.
- 32% of youth (Gr. 9-12) in the Southwestern Public Health region who had ever drank alcohol reported drinking for the first time in grade 9

Deaths, Hospitalizations, and Emergency Department Visits Attributable to Alcohol: <sup>(7)</sup>



Retail Density Impacts Consumption <sup>(8) (9)</sup>



Research shows the density of on-premise establishments and off-premise outlets and alcohol harms.

More alcohol outlets result in more alcohol consumption and associated harms including injuries, illness, assaults, suicide, public disorder, and violent crime at the population level.

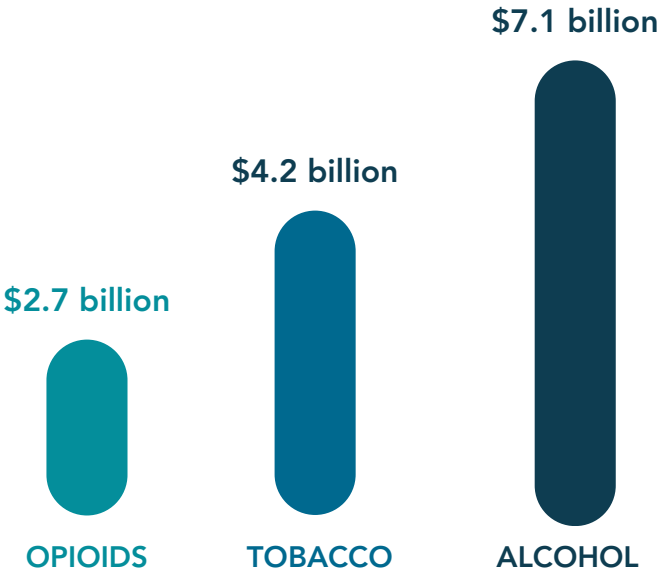


Costs <sup>(10) (11)</sup>

In 2020/21, alcohol cost Ontario taxpayers over \$7 billion in direct (e.g., healthcare and enforcement) and indirect (e.g., lost productivity) costs.

Despite perceptions that alcohol is a large revenue generator, in 2020/21 alcohol generated just over \$5 billion in returns for Ontario, creating a nearly **\$2 billion deficit** for the province.

Substance Use Attributable Costs 2020/2021



## Provincial Alcohol Retail Landscape

2015

2019

2020

2024

Expansion of alcohol sales to grocery stores, with approx. 450 participating stores

Expansion of LCBO convenience outlet stores

Expansion of alcohol delivery

Expansion of alcohol sales to grocery, convenience and big box stores (with no cap on number of outlets)

### Reducing Harms Related to Physical Availability of Alcohol

Currently there are no plans for provincial restrictions on retail outlet density, regulations to limit clustering of alcohol outlets, or proximity restrictions (i.e. distance between alcohol outlets and schools or healthcare facilities).

### What can Local Governments do?

Local governments are uniquely situated to create healthy environments and foster healthy behaviours. Through healthy public policies and partnerships, they can support the local economic and social benefits of alcohol, while reducing negative impacts.

### Modify Land Use Planning

(12) (10) (13) (14)

A greater density of alcohol outlets (on and off-premise) can increase community-level harms such as injury, poor mental health, and acute and chronic diseases.

#### Possible Actions:



Explore zoning options related to alcohol retail locations and density

- Consider minimum separation distances between alcohol outlets (on and off-premise) and sensitive land use areas, such as schools, treatment centers, and parks.

Less alcohol available → Decreased consumption → Decreased alcohol-related harms

### Work With Other Levels of Government

(14) (15)

Municipalities know their communities best and see community-level impact from policies at all levels. Municipalities can advocate to the provincial and federal governments for evidence-based policies that work to reduce alcohol harms.

#### Possible Actions:



- Advocate to keep municipal control over alcohol policy that impacts the wellbeing and safety of the local community, such as keeping the public notice requirement for liquor license applications and allowing municipalities to have more input on alcohol retail outlet density and location decisions.

- Advocate for a provincial alcohol strategy that implements a public health approach to access, pricing, marketing, and labelling across the province.
- Advocate for other measures to reduce potential harm, such as increased fines and license fees and progressive enforcement of regulations.



## Regulate Alcohol at Public Spaces & Events <sup>(12) (10) (14)</sup>

Permitting alcohol use on public property can create a sense of normalization and increase consumption, resulting in public safety risks and increased risk of health and social harms. Event organizers can reduce alcohol-related harms by managing the availability of alcohol and strategically designing environments where alcohol is served.

### Possible Actions:



- Restrict alcohol consumption in public areas (e.g., parks), particularly given the rapid increase of alcohol outlets in Ontario.
- Regulate, manage, and evaluate alcohol consumption on municipally owned and managed properties during public and private events, through up-to-date municipal alcohol policies. Contact SWPH to discuss the Quality Measurement Tool for Municipal Alcohol Policies (MAPs) and accompanying gold standard template. These tools help to measure how effective a MAP is compared to best practice.
- Restrict or prohibit alcohol imagery, marketing, and sponsorship locally (e.g., on public transit, in arenas, at outdoor special events, etc.).
- Promote health by providing alcohol-free spaces, restrict or prohibit alcohol imagery and incentives or alcohol-free events (e.g., lower booking fees, priority dates, etc.).

## Monitor for Alcohol Harms <sup>(15)</sup>

Understanding the local impacts of alcohol use is crucial to supporting healthy public policy decisions.

### Possible Actions:



- Collaborate with public health to monitor local alcohol availability and alcohol-related harms. This can include measuring alcohol-related emergency calls and monitoring changes in outlet density.



Contact [CDIPGeneral@swpublichealth.ca](mailto:CDIPGeneral@swpublichealth.ca) for:

- Support with local policy development, including bylaws and Municipal Alcohol Policy review
- Opportunities to collaborate on strategies to reduce alcohol harms in our community
- Information on the health impacts of alcohol use

## References

1. Stockwell T, Zhao J. Estimates of compliance with Canada's guidelines for low and moderate risk alcohol consumption: the importance of adjustment for underreporting in self-report surveys. *Canadian Journal of Public Health*. 2023 May; 114(6).
2. Canadian Community Health Survey (CCHS) data file. Level of risk due to weekly drinking, Southwestern Public Health. 2019-2020.
3. World Health Organization. Global Health Status Report on Alcohol and Health. ; 2018.
4. Paradis C, Butt P, Shield K, Poole N, Wells S, Naimi T, et al. Canada's Guidance on Alcohol and Health: Final Report. Ottawa, ON: Canadian Centre on Substance Use and Addiction; 2023.
5. World Health Organization. A health promotion approach for reducing youth exposure to alcogenic environments. Brief 12 (Snapshot series on alcohol control policies and practice). Geneva: 2023.
6. Centre for Addiction and Mental Health. Findings from the Ontario Student Drug Use and Health Survey (OSDUHS). Toronto: ON: 2019.
7. Ontario Health and Ontario Agency for Health Protection and Promotion (Public Health Ontario). Burden of Health Conditions Attributable to Smoking and Alcohol by Public Health Unit in Ontario. Toronto, ON.; 2023.
8. Stockwell T, Wettlaufer A, Vallance K, Chow C, Giesbrecht N, April N, et al. Strategies to reduce alcohol-related harms and costs in Canada: a review of provincial and territorial policies. Victoria, B.C.: Canadian Institute for Substance Use Research, 2019.
9. Ontario Health. Prevention System Quality Index. Toronto: 2023.
10. Naimi T, Stockwell T, Giesbrecht N, Wettlaufer A, Vallance K, Farrell-Low A, et al. Canadian Alcohol Policy Evaluation (CAPE) 3.0 Project. Policy Domain Results Summary (Provincial/Territorial). Victoria, BC: University of Victoria, Canadian Institute for Substance Use Research; 2023.
11. Canadian Substance Use Costs and Harms Scientific Working Group. (Prepared by the Canadian Institute for Substance Use Research and the Canadian Centre on Substance Use and Addiction.). Canadian substance use costs and harms 2007–2020. Ottawa, ON: Canadian Centre on Substance Use and Addiction; 2023.
12. Alberta Health Services. Alcohol Policy for Community Safety, Vibrancy, Health and Well-Being. A Practical Guide for Alberta Municipalities. ; 2022.
13. Babor T, Casswell S, Graham K, Huckle T, Linington M, Osterber E, et al. Alcohol: No Ordinary Commodity Research and Public Policy. 3rd ed.: Oxford University Press; 2023.
14. Liem S. Alcohol Policy Review: Opportunities for Ontario Municipalities. Liem Strategic Integration Inc.; 2018.
15. Of the Chief Medical Officer of Health of Ontario to the Legislative Assembly of Ontario. Balancing Act: An All-of-Society Approach to Substance Use and Harms. Annual Report. ; March 2024. Report No.: ISBN 9978-1-4868-7880-2.

swpublichealth.ca  
1-800-922-0096

